

DELPHI

ARCHITECTURAL TROFFER | 1'x4' | 2'x2' | 2'x4'

Indoor Lighting | Troffers



OVERVIEW

| | |
|--------------------------------|---|
| Power Selectable | 1'x4' : 20W-25W-30W 2'x2' : 20W-25W-30W 2'x4' : 25W-30W-35W |
| Voltage | AC 100-277V, 50/60 Hz |
| Power Factor | 0.9 |
| Efficacy | Up to 128lm/W |
| CCT Selectable | 3500K-4000K-5000K |
| Color Rendering (CRI) | 82 |
| R9 (Red Value) | 8 |
| R13 (Skin Tones) | 84-85-83 |
| Beam Angle | 120° |
| Light Distribution | Type VS |
| BUG Rating | B2-U1-G1 |
| Dimmable | Continuous Dimming to 10% or Below |
| Operating Temperature | -4°F ~ +122°F |
| Suitable Location | DAMP |
| Ingress Protection Rating (IP) | IP20 |
| Average Life (Hours) | 50,000 |
| LED Light Source | SEOUL 3528 |
| Driver | Simon |
| Power Supply | Hard Wired |
| Housing | Galvanized Steel Plate |
| Cover Material | Polycarbonate (PMMA) |
| Diffuser | Frosted |
| Finish | White |

Product Description

The Delphi Architectural Troffer is a versatile lighting solution crafted from Tier-1 domestically sourced components, delivering exceptional reliability and performance. It offers robust functionality, featuring advanced CCT and power selectability, along with seamless dimming control integration. With high efficacy and flicker-free illumination, it enhances productivity and visual comfort, making it an excellent choice for premium lighting needs, especially in federal projects.

Features

- Premium quality with BAA & BABAA compliance, using Tier-1 domestically sourced materials to meet federal procurement mandates.
- CCT and power selectability ensures precise light management with consistent color quality, validated through photometric testing.
- Effective light diffusion with precision-crafted lenses ensures uniform illumination and eliminates dark spots.
- Equipped with 0-10V dimming capability for smooth integration with standard lighting control systems.

Application Areas

Offices, Hallways, Multipurpose Rooms, Conference Rooms, Retail Stores, Hospitals, Commercial Areas

Warranty



Warranty Limitations: To ensure eligibility, the product must be installed by a certified electrician in accordance with the guidelines outlined in the installation sheet. The fixture is designed for operation within ambient temperatures of -14°F to +113°F. The 10-year warranty remains valid only if all operating conditions strictly adhere to the parameters specified in the installation sheet. Any installation errors or deviations from the provided instructions will void warranty coverage.

Additional coverage options may be available for purchase—please contact IKIO representatives for more information. Warranty claims must be initiated by submitting a completed RMA form. For full warranty details and terms, refer to the comprehensive [warranty document](#).

DELPHI | Architectural Troffer | Indoor Lighting



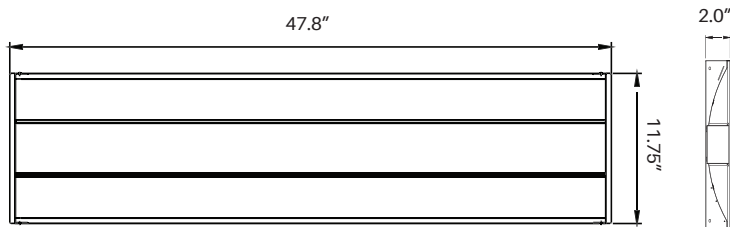
Product Specifications

| PART NUMBER | POWER SELECTABLE (OPTIONS) | VOLTAGE | LUMEN OUTPUT | EFFICACY | CRI | CURRENT | CCT SELECTABLE | THD | LIGHT DISTRIBUTION |
|--|----------------------------|-----------|--------------|----------|-----|---------|----------------|-----|--------------------|
| | W | V | lm | lm/W | A | K | | | |
| IK-ATR1-14-S0030-MV-D-CCT-WD-06-WH-BFU | 20 | 120V-277V | 2760 | 128 | 82 | 0.12 | 3500-4000-5000 | 10% | Type VS |
| | 25 | | 3200 | | | | | | |
| | 30 | | 3900 | | | | | | |
| IK-ATR1-22-S0030-MV-D-CCT-WD-06-WH-BFU | 20 | 120V-277V | 2760 | 128 | 82 | 0.12 | 3500-4000-5000 | 10% | Type VS |
| | 25 | | 3200 | | | | | | |
| | 30 | | 3900 | | | | | | |
| IK-ATR1-24-S0035-MV-D-CCT-WD-06-WH-BFU | 25 | 120V-277V | 3350 | 128 | 82 | 0.14 | 3500-4000-5000 | 10% | Type VS |
| | 30 | | 3840 | | | | | | |
| | 35 | | 4500 | | | | | | |

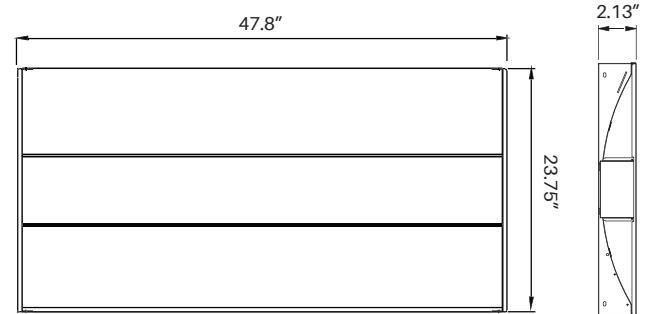
Note: Custom manufacturing options in CCT, wattage, voltage, light distribution, finish, and more are available upon request, subject to MOQ and lead time considerations.

Dimensions

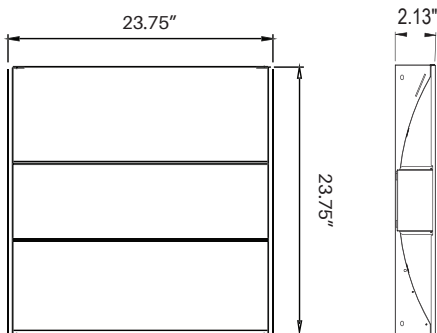
1'x4': **IK-ATR1-14-S0030** (20W-25W-30W)



2'x4': **IK-ATR1-24-S0035** (25W-30W-35W)



2'x2': **IK-ATR1-22-S0030** (20W-25W-30W)



DELPHI | Architectural Troffer | Indoor Lighting



Product Ordering Information Typical order example: IK-ATR1-14-S0030-MV-D-CCT-WD-06-WH-BFU

| LUMINAIRE FAMILY | | | ELECTRICAL / LIGHTING PERFORMANCE | | | | | | CONSTRUCTION | |
|------------------|---|-------------|-----------------------------------|-----------------|---------------|--------------------------|-------------------------|-------------|--------------|-------------------------------|
| IK | ATR1 | | | MV | D | CCT | WD | 06 | WH | BFU |
| BRAND | FAMILY/VERSION | SIZE | POWER (W) | VOLTAGE (V) | DIMMING | CCT (K) | DISTRIBUTION | DRIVER | FINISH | MANUFACTURER |
| IK IKIO | ATR1 DELPHI ARCHITECTURAL TROFFER | 14 1'X4' | S0030 20W-25W-30W | MV 120V-277V | D DIMMABLE | CCT 3500K-4000K-5000K | WD WIDE DISTRIBUTION | 06 SIMON | WH WHITE | BFU BRIGHT FUTURE USA, INC |
| | | 22 2'X2' | S0030 20W-25W-30W | | | | | | | |
| | | 24 2'X4' | S0035 25W-30W-35W | | | | | | | |

Note: The "S0035" Option is available for 2'x4' size fixtures. Please ensure compatibility with this specific fixture size when selecting this option.

Accessories Ordering Information

| PRODUCT CODE | DESCRIPTION | IMAGE | DOWNLOAD |
|-------------------|--|-------|--------------------------|
| IK-ACC-R-RC100 | RC100 Remote | | Download |
| IK-EMH-18170-HY | Emergency Pack For LED Fixture 18w/90 Min/Split Type/L | | Download |
| IK-ACC-S-ANT9 | BI Level Daylight Harvesting Microwave Motion Sensor | | Download |
| IK-ACC-AT-SMKT-XX | Surface Mount Kits | | Download |
| IK-ACC-XX-FLMK | Flange/Drywall Mount Kits | | Download |